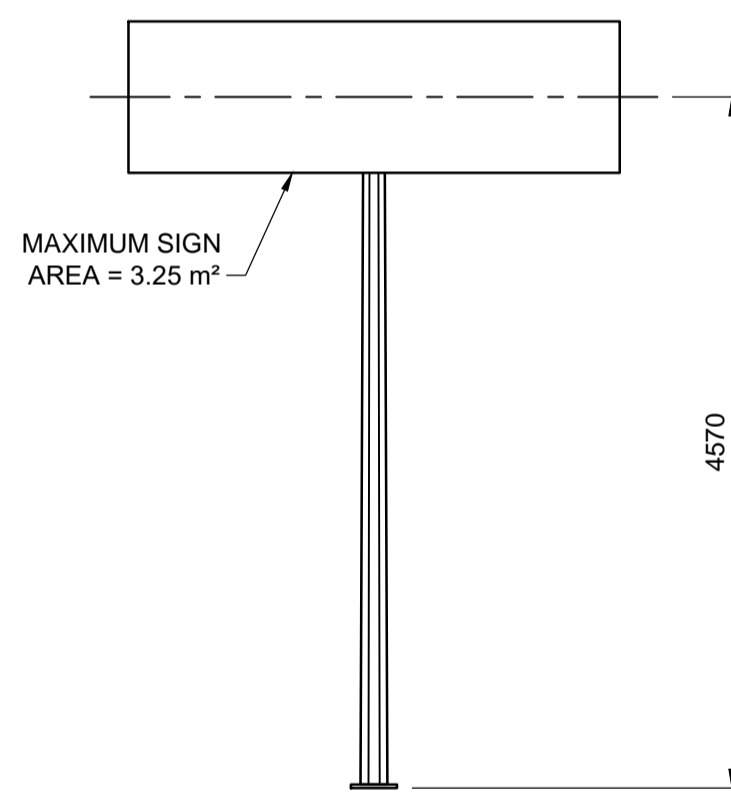
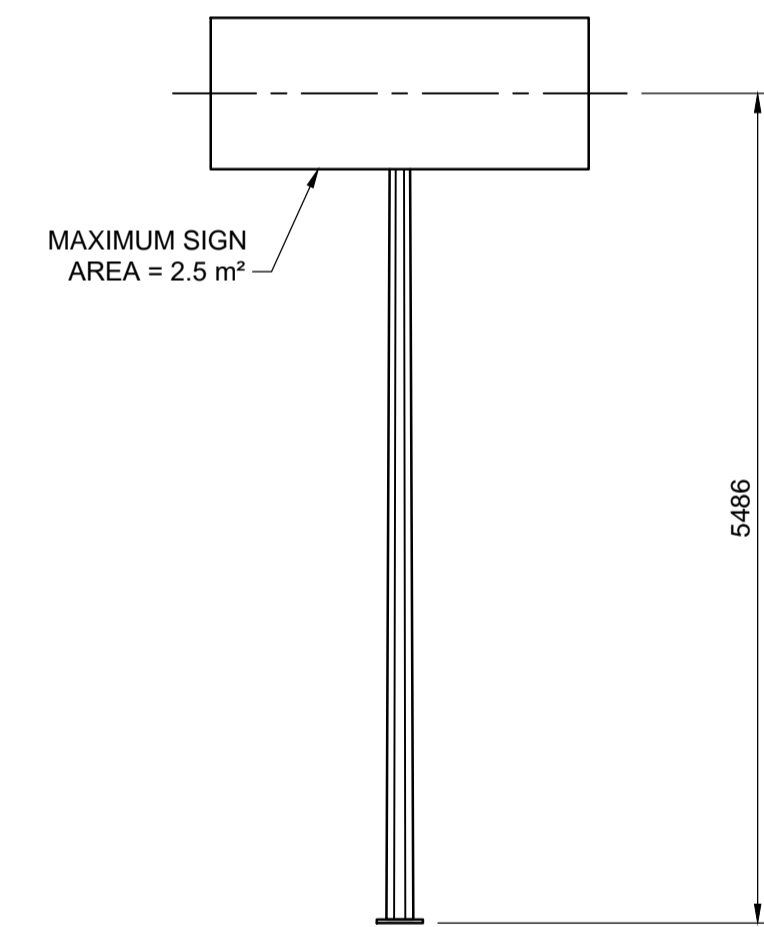


S10-Ab  
S10-Bb  
S10-Gb



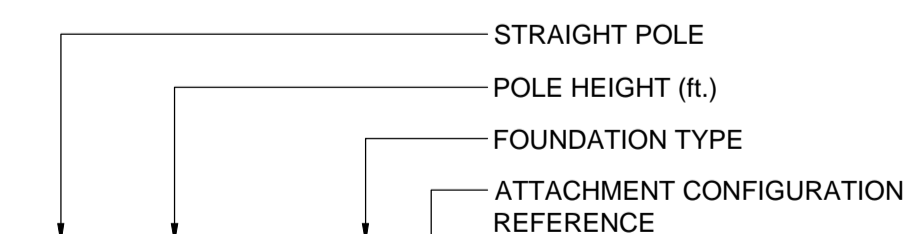
S15-Ab  
S15-Bb  
S15-Gb



S18-Ab  
S18-Bb  
S18-Gb

**ATTACHMENT CONFIGURATION NOTES:**

1. CONFIGURATIONS SHOWN TO BE INSTALLED ON TYPE A, B, or G-T BREAKAWAY BASE.
2. REFER TO SHEET 2 FOR ATTACHMENT DATA.



**NAMING CONVENTION**



REDUCED DRAWING  
N.T.S.

B.M. ELEV.		DESIGNED BY CDW				<b>ATTACHMENT CONFIGURATIONS FOR STRAIGHT POLES</b> 10', 15' & 18'	CITY DRAWING NUMBER S-SD-03
		DRAWN BY JGW					SHEET 3 OF 18
		CHECKED BY SSR					CONSULTANT DRAWING NUMBER N/A
		APPROVED BY -					
		HOR. SCALE NTS	RELEASED FOR CONSTRUCTION	CONSULTANT PROJECT NUMBER 12-5954			
		VERTICAL NTS	DATE				
NO. REVISIONS		DATE	BY	DATE			